





RDC Personnel Tether Anchor Installation [PTA]



The PTA system provides secure inboard SS ring anchor points specifically designed for PFD safety tether attachments. With the extendable 6 foot long tether, responders can easily access both ends of the RDC.




1 Replace the top and bottom washers of the center floor bolt on both sides of the RDC with the larger SS fender washers [4] using a phillips screwdriver and a 7/16" socket wrench.



2 Attach 1/4" SS quick links to the two central grab line D rings on each side of the RDC.



3 Starting from the center of the floor, pass each of the four PTA strap ends under the yellow hand loops and connect them to the SS quick links. Tighten securely.



4 The two floating SS rings on the middle connecting strap are the anchors for the 6 foot long PFD tether straps.



5 Secure the SS ring end of the 6 foot expandable tether to the emergency release system on your PFD. Clip the Ferrata carabiner to the floating SS ring on the center strap of the PTA.